


External
automation
system for swing
gates with up to
3 and 5 m long
gate leaves



ATI

**Sturdiness and power
are its strong points**

The medium to large sized swing gate automation device, is powerful and versatile, and does not require periodic maintenance while expressing CAME dependability to the fullest.



CAME
AUTOMATIC GATES

ATI

230V 24V

CAME
dependability and
experience at the
touch of your
fingertips

Sturdy, compact and dependable, it is the perfect automation device to operate swing gates of considerable size. It provides total power on every cycle. All the component parts have a precise function and maximum attention to detail is given, thus bringing together the essential and the aesthetic values of the device. It also comes in the 24v version, to be used under intense duty conditions such as in condominiums, company facilities and collective environments in general.



Practical and safe. The gear-motor release, which is protected by a door and lock and key, gives easy access to the manual opening of the gate during a blackout.

True comfort. The electronics of the 24V version can be equipped with a device that, in the event of a black out, activates the emergency back-up function that uses batteries. In industrial and other intensive use settings, ATI can also be connected to an emergency generator.



Extremely sturdy. The outer structure, made entirely of aluminium, guarantees sturdiness and protection from environmental agents.




Choose among 10 models. The ATI range features 10 different models each though up to meet every need in terms of use and application. To install a "customised" system there are 6 circuit boards available, from the simplest BASIC version to the more complete MULTIFUNCTION version.



Electronic control provides safe passage.

In the 24V versions, when an obstruction prevents the gate from moving, the "amperometric detection device" is activated and immediately inverts or blocks its movement.

Electromechanical is best. ATI is an electromechanical automation device true to the best of CAME tradition. It does not require any periodic maintenance and is designed to always work, even in the severest of climactic conditions.



The 230V electronics

Besides the usual control and safety functions, ATI's new 230V electronics provide certain details that allow for total control of the automation device and optimal working conditions of the same. Here are some examples:

- > **Total control of the gate from the remote control**
control including the possibility of immediately stopping the movement of the gate leaves.
- > **The possibility of programming the gate to partially open**
this is ideal for all entrances that don't have a specific pedestrian gate.
- > **System's active safety-devices test**
performed prior to each gate opening and closing cycle.

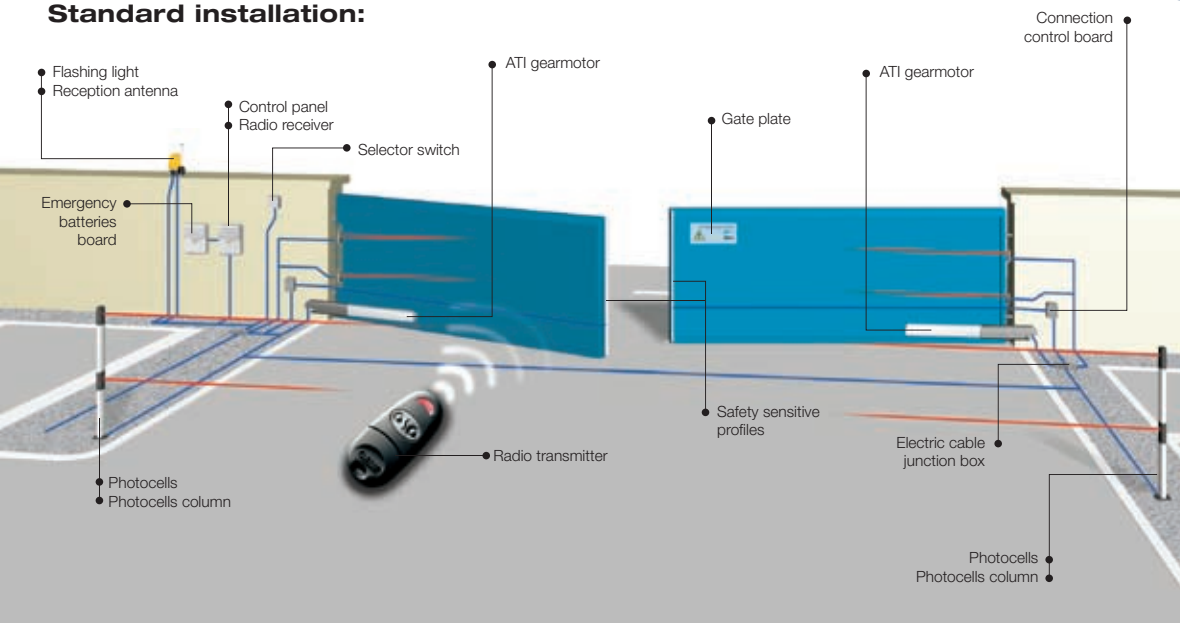
The advantages of the 24V ATI

When total comfort, performance and safety are needed, ATI's 24V technology elevates the potential to the highest standards, meaning:

- > **Blackouts no more**
ATI's 24V electronics automatically detects any absence of power and immediately activates the emergency back up batteries, to always open and close the gate (optional).
- > **Frequent passages**
The low-voltage gearmotor guarantees functioning even in the harshest of working conditions, such as in condominiums and industrial facilities.
- > **Quick openings**
Adaptable to all needs, the 24V electronics enables the adjustment of the working speed of the gate leaves and provide for a smooth, soft closing as well.
- > **Obstruction detection**
A special electronic circuit constantly sweeps for any obstructions to the gate leaves, and if needed stops or inverts the direction of motion.



Standard installation:



In the event a careful analysis of the automated gate's risks were to require it, the use of sensitive safety infrared or contact profiles becomes indispensable.
In the event of panel gates, and very windy conditions, we suggest installing the 230V version.

PRODUCTS



Made in Italy



For its quality processes management Came Cancelli Automatici is ISO 9001:2000 certified, and for its environmental management it is ISO 14001 certified. Came designs and manufactures entirely in Italy.

The models

230V Gearmotors

- A3000** IRREVERSIBLE 230V A.C. gearmotor opening time (90°) 19s
- A3100** IRREVERSIBLE 230V A.C. gearmotor opening time (90°) 19s
- A5000** IRREVERSIBLE 230V A.C. gearmotor opening time (90°) 32s
- A5100** IRREVERSIBLE 230V A.C. gearmotor opening time (90°) 32s

- A3006** REVERSIBLE 230V A.C. gearmotor opening time (90°) 28s
- A3106** REVERSIBLE 230V A.C. gearmotor opening time (90°) 28s
- A5006** REVERSIBLE 230V A.C. gearmotor opening time (90°) 45s
- A5106** REVERSIBLE 230V A.C. gearmotor opening time (90°) 45s

230V Circuit boards and casings

- ZF1** BASIC Circuit board for two-leaved swing gates
- ZA5** ZA5 BASIC circuit board for one-leaf swing gates
- ZA3** ZA3 PLUS circuit board for two-leaved swing gates
- ZM2** MULTIFUNCTION circuit board for two-leaved swing gates
- S4339** ABS casing Dimensions L 197 x D 110 x H 290 mm
- S4340** ABS casing Dimensions L 240 x D 145 x H 320 mm

24V Gearmotor

- A3024** IRREVERSIBLE 24V D.C. gearmotor. Adjustable opening time
- A5024** IRREVERSIBLE 24V D.C. gearmotor. Adjustable opening time

24V Control boards

- ZL170** Control board for one-leaf swing gates with built-in radio decoder
- ZL19** Control board for two-leaves swing gates with built-in radio decoder
- LB18** Emergency back-up device fits 3 12V - 7Ah batteries

Technical features:

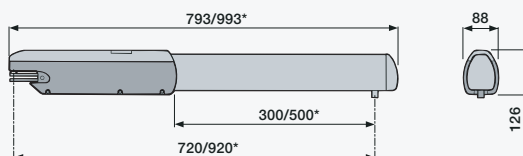
Series A3000	A3000/A3100	A3006/A3106	A3024
Series A5000	A5000/A5100	A5006/A5106	A5024
Degree of protection	IP44		
Control board power supply (50/60Hz)	230V A.C.		
Motor power supply	230V A.C. (50/60Hz)	230V A.C. (50/60Hz)	24V D.C.
Absorbed input	1,2A	1,2A	10A
Max Power	150W	150W	120W
Traction force	400N ÷ 3000N		
Operating intermittence	50%	50%	Intensive use
Operating temperature	-20°C ÷ +55°C		

Limits to use:

Series	A3000/A3100/A3006/A3106/A3024				A5000/A5100/A5006/A5106/A5124				
Max width of gate leaf (m)	2	2,5	3		2	2,5	3	4	5
Max weight of gate leaf (Kg)	800	600	400		1000	800	600	500	400

Dimensions:

*Refers to versions
A5000 - A5100 - A5006 - A5106 - A5024



Came
cancelli automatici
s.p.a.

via Martiri della Libertà, 15
31030 Dosson di Casier
Treviso - Italy

www.came.it - info@came.it